

STANDPIPE SUPERVISORY SYSTEM

FEATURES

- Includes these Boston FD TCM3-51725 requirements:
 - Air compressor
 - Automatic compressor cut-in and cut-out
 - Pressure switch operating on pressure drop
 - Pressure switch operating over 25 PSIG
 - Local audible alarm and remote audible / amber visual alarm
 - Active, dedicated power supply
 - Check valve to prevent water from entering compressor
 - Air dryer
 - Lockable shutoff valve
 - Manual air release valve (to be field installed)
- Includes these additional features:
 - Silenceable audible(s)
 - Provision for remote audible device (supervised)
 - Power backup batteries (min. 24 hours capacity)
 - Local gage to monitor air pressure
 - Compressor power disconnect switch
 - Optional digital communication
 - Test / service device built-in
 - Auxiliary Condensate Drain Device to help prevent water blockage
- Fully factory assembled and tested
- No field assembly required
- Just connect to 120VAC and to standpipe
- Easy-to-follow instructions on enclosure front
- Complete instructions for installation and testing

BENEFITS

- Designed to satisfy hardware requirements of Boston FD TCM3-51725
- Saves assembly and troubleshooting time
- Quick installation – just hang, connect, and it's ready
- Rugged construction for use on construction or demolition sites
- Reliable, dependable protection that functions as designed
- Expert technical support available

DESCRIPTION


The UNITED Fire Systems STANDPIPE-PAC™ is a fully assembled standpipe supervisory system, including compressor, switches, alarm, and control unit providing one complete zone of standpipe supervision in compliance with Boston FD TCM3-51725. All components are mounted on a sturdy wooden backboard, suitable for hanging at a construction or demolition site.

Boston FD TCM3-51725

Boston FD TCM3-51725 was implemented in response to serious difficulties encountered when fire standpipes at construction and demolition sites were damaged, rendering the standpipes unsuitable for fire department use. The directive requires that all fire standpipes in vacant buildings, buildings undergoing demolition, and required permanent or temporary standpipes in buildings under construction be equipped with a system to pressurize the standpipe at all times, which then would sense the pressure loss if a portion of the standpipe was damaged or completely removed. Detailed requirements for the system are specified in the directive. STANDPIPE-PAC™ has been designed to aid in compliance with the requirements in Boston FD TCM3-51725. **IMPORTANT:** Boston FD TCM3-51725 requires that an application to install an air pressurized alarm system be filed by a registered design professional, and a permit obtained by a licensed sprinkler contractor. A licensed electrician shall obtain all required electrical permits. Install STANDPIPE-PAC™ after application is made and accepted, and all permits received. To review Boston FD TCM3-51725 in its entirety, go to www.unitedfiresystems.net/standpipepac.

Connections

The connection from the system to the standpipe is conveniently located on the front of the unit. The 120 VAC power connection is made in a pre-mounted junction box. This one connection provides power for both the compressor and the control panel.

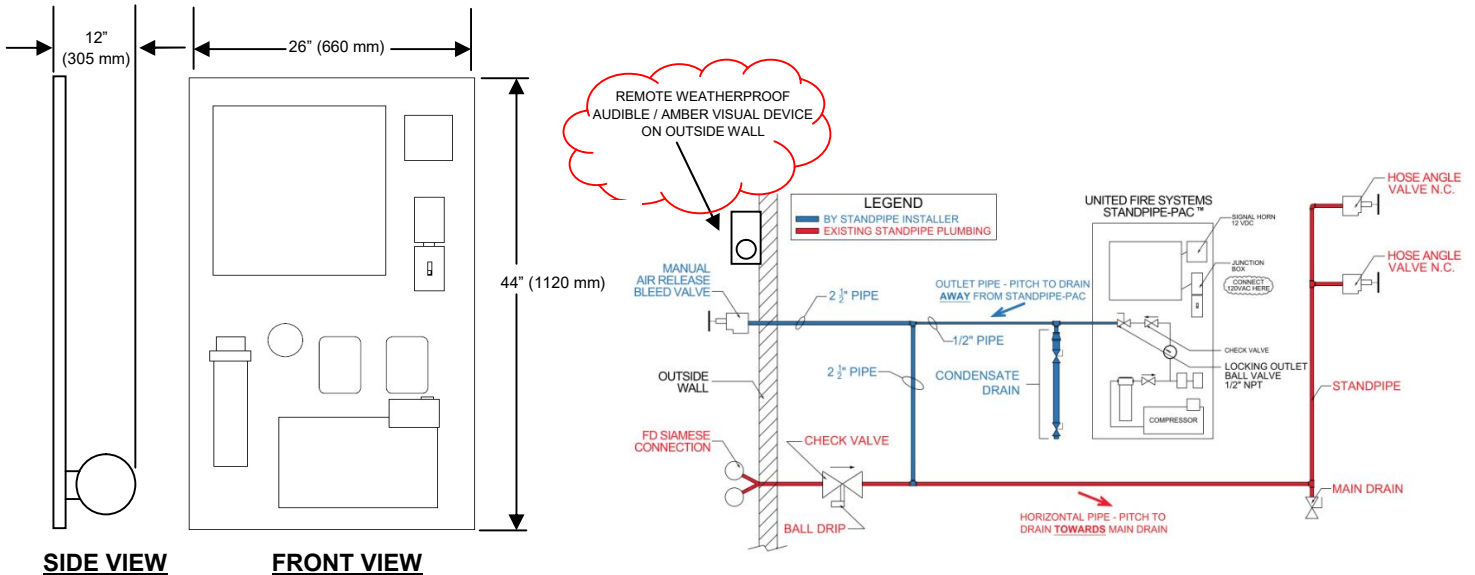




BOSTON



STANDPIPE SUPERVISORY SYSTEM



STANDPIPE-PAC™ FIELD CONNECTIONS

Options

- Custom units with higher-capacity air compressors (consult factory)
- Additional device(s) for remote notification
- Additional bleed valves for multiple-siamese standpipes

Contents Of Package:

- (1) STANDPIPE-PAC™ Assembly
- (1) Manual Air Release Bleed Valve
- (1) Bleed Valve Nameplate
- (1) Auxiliary Condensate Device Drain Kit with Nameplate
- (1) Remote Weatherproof Audible / Amber Visual Device with Backbox
- (1) Visual Device Nameplate
- (1) Design, Installation, Operation, and Maintenance Manual
- (1) Control Unit Instruction Manual

Specifications

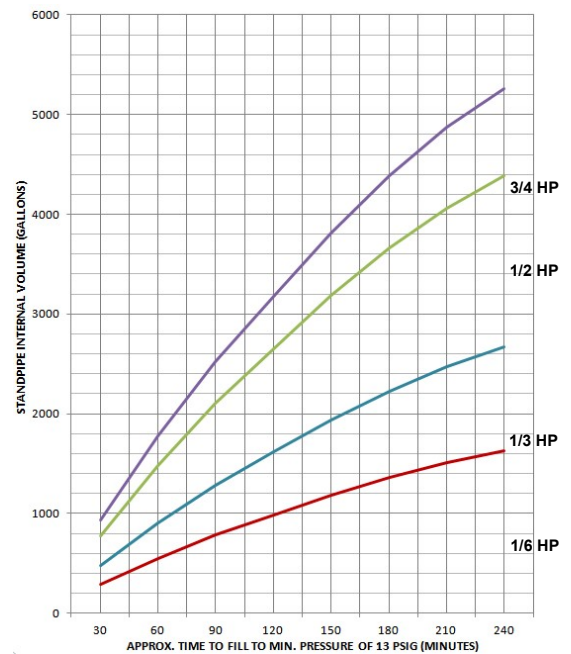
- Low Pressure Switch Setpoint: Sends signal to panel when pressure drops below 7 PSIG (48 kPa gage)
- High Pressure Switch Setpoint: Sends signal to panel when pressure exceeds 23 PSIG (159 kPa gage)
- Mounting Backboard: 3/4" plywood, painted grey
- Approx. Weight: 86 lbs. (39 kg)
- Power Requirement: 120VAC, 60 Hz, single phase, 7.5 A

Ordering Information: STANDPIPE-PAC™ Model SSS-101-XX

- XX = Compressor Size
- 16 = 1/6 HP Compressor
- 13 = 1/3 HP Compressor
- 12 = 1/2 HP Compressor
- 34 = 3/4 HP Compressor

NOTE: Fill time is important for estimating downtime when standpipe is added to or sections are removed. A quicker fill time allows the standpipe to be returned to service sooner. Boston FD TCM3-51725 mandates ceasing all construction or demolition operations if the standpipe is not restored in within 4 hours of impairment. Choose compressor size accordingly.

**Estimation of Standpipe Fill Time
Based on Compressor Size - HP**



UNITED Fire Systems

Division of United Fire Protection Corporation

1 MARK ROAD

KENILWORTH, NJ 07033 USA

PHONE: 908-688-0300 FAX: 908-688-0218

www.unitedfiresystems.net

This literature is provided for informational purposes only. United Fire Protection Corporation assumes no responsibility for the product's suitability for a particular application. The product must be properly applied to perform as intended.