

**SPRINKLER-PAC GENERATION 3 – DELUGE VALVE**
**FEATURES**

- Fully factory assembled and tested
- No field assembly required
- Includes detection and control panel and deluge valve
- Just connect water supply, drain, and sprinkler piping, and field electrical devices
- Attractive and rugged metal enclosure

- Easy-to-see gauges on enclosure front
- Manual actuation valve behind separate non-locking door
- Separate, lockable mechanical and electrical enclosures
- Space for required spare sprinkler heads and wrench
- UL / FM / NYC approved major components
- 2 inch, 3 inch, and 4 inch valve options

**BENEFITS**

- Saves assembly and installation time
- Quicker commissioning – just place, connect, and it's ready
- Finished appearance allows placement in or near protected space

- Reliable, dependable protection that functions as designed
- Easy inspection and maintenance
- Expert in-house and field technical support

**DESCRIPTION**

The **UNITED Fire Systems SPRINKLER-PAC** is a fully assembled deluge sprinkler valve fire suppression system, including deluge valve and trim, providing one complete zone of deluge water sprinkler fire protection. All components are contained in two (2) powder-coated steel enclosures assembled one above the other. The system pressure gauges are mounted on the front of the mechanical enclosure. The system detection and control panel is mounted behind a door in the electrical enclosure with a clear polycarbonate window allowing visual access to the system indicators. Lockable latches on both doors permit restricted access to connections and components. Gasketing provides sealing of the enclosure doors. Knockouts permit easy attachment of external electrical raceways.

**Deluge Valve**

The deluge valve assembled in the **SPRINKLER-PAC** uses a diaphragm to separate the system water supply from the system piping. The valve uses the supply water pressure in the diaphragm chamber to hold the diaphragm closed against the water supply pressure. When the water pressure in the diaphragm chamber is released, the valve actuates. The diaphragm style design of the deluge valve allows for external resetting. Re-pressurizing the diaphragm chamber resets the valve.

**Piping**

Water inlet and drain connections are located on the lower left and right side of the valve enclosure. The outlet connection is on the top surface of the valve enclosure, behind the electrical enclosure. Grooved pipe is used for the inlet and outlet connections.

**Wiring**

Control panel power, detection circuits, notification appliance circuits, and circuits requiring contact closure are connected to terminal strips in the electrical enclosure. No access to the valve enclosure is necessary to complete the wiring installation.


**UNITED Fire Systems**

Division of United Fire Protection Corporation  
 1 MARK ROAD  
 KENILWORTH, NJ 07033 USA  
 PHONE: 908-688-0300 FAX: 908-688-0218  
[unitedfiresystems.com](http://unitedfiresystems.com)

This literature is provided for informational purposes only. UNITED Fire Systems assumes no responsibility for the product's suitability for a particular application. The product must be properly applied to perform as intended. The information in this document is believed to be correct at the time of publication. UNITED Fire Systems reserves the right to add to, delete, or revise any information in this document without notice.



**Detection and Control Panel**

Optional detection and control panels allow for a choice between three different brands of fully programmable and networkable addressable systems. The panel is fully programmed at the factory. All necessary internal wiring connections are factory-installed and tested.

**Options**

- Choice of deluge valve size (2 inch, 3 inch, and 4 inch available)
- Choice of control panel (3 addressable panels available)

**Specifications**

- Maximum Service Pressure: 300 PSIG (2065 kPa gauge)
- Valve Test Pressure: Factory hydrostatically tested to 600 PSIG (4135 kPa gauge)
- Electrical Enclosure: 14 gauge steel with continuous welded seams
- Mechanical Enclosure: 12 gauge steel with continuous welded seams
- Access Doors: Full hinge with oil-resistant gaskets
- External Power for Control Panel: 120 VAC 60 Hz, single-phase

**Ordering Information**

G3		XX		D2		0		X	
----	--	----	--	----	--	---	--	---	--

GENERATION	G3			
VALVE SIZE	XX			
SYSTEM TYPE	D2			
PRESSURE SOURCE	0			
CONTROL PANEL	X			

MFR	MODEL	TYPE	STATUS
A	POTTER 4410-RC	CONV	DISCONTINUED
B	NOTIFIER NFS2-640	ADDR	CURRENT
C	NOTIFIER RP-2001	CONV	DISCONTINUED
D	FENWAL FN-6000	ADDR	DISCONTINUED
E	KIDDE ARIES-SLX	ADDR	CURRENT
F	POTTER ARC-100	ADDR	CURRENT
G	POTTER 4410G3	ADDR	FUTURE
N	NO CONTROL PANEL		CURRENT

CONV = Conventional Detection -- ADDR = Addressable Detection

0	NONE
D2	DELUGE
20	2 INCH
30	3 INCH
40	4 INCH

G3 GENERATION 3 - TYCO VALVE

**Dimensions - Refer to Table A**


**With Control Panel**

**Without Control Panel**

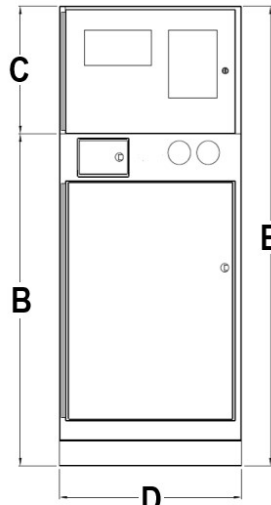
Dimension	With or Without Control Panel	Length
A - Depth	All	24
B - Mechanical Enclosure	All	52
C - Electrical Enclosure	With	20
	Without	10
D - Width	All	30
E - Height	With	72
	Without	64

**NOTE: All dimensions are in inches.**

**Table A - Dimensions**



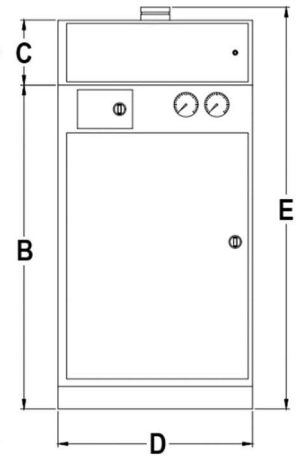
**Left Side**



**Front**



**Left Side**



**Front**

**UNITED Fire Systems**

Division of United Fire Protection Corporation  
1 MARK ROAD  
KENILWORTH, NJ 07033 USA  
PHONE: 908-688-0300 FAX: 908-688-0218  
[unitedfiresystems.com](http://unitedfiresystems.com)

This literature is provided for informational purposes only. UNITED Fire Systems assumes no responsibility for the product's suitability for a particular application. The product must be properly applied to perform as intended. The information in this document is believed to be correct at the time of publication. UNITED Fire Systems reserves the right to add to, delete, or revise any information in this document without notice.