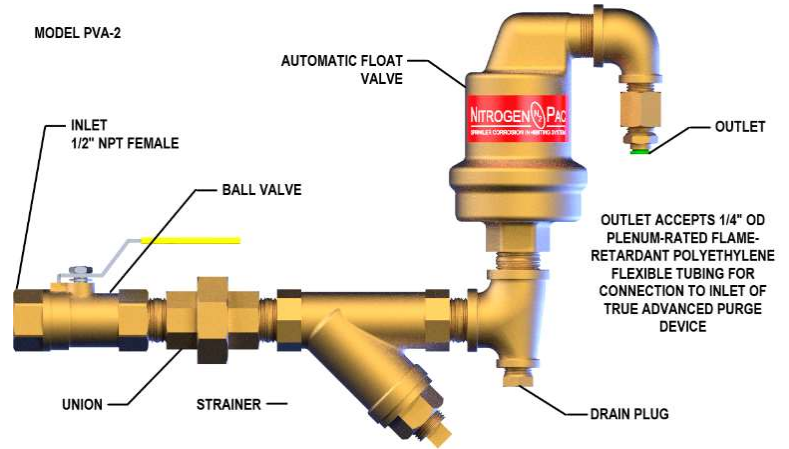




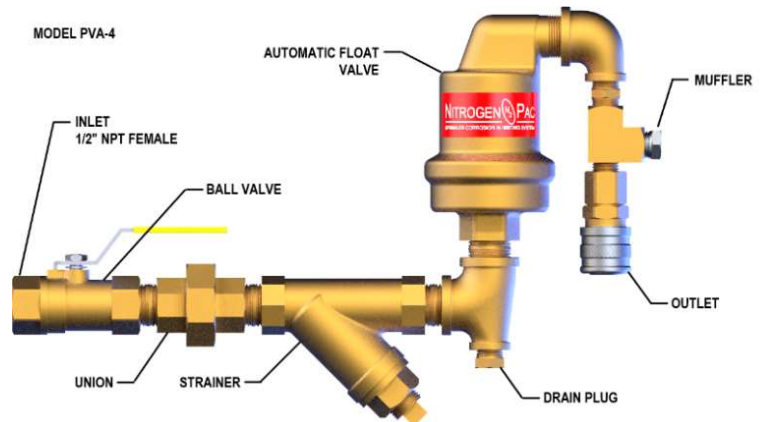
PURGE VENT ASSEMBLY – MODEL PVA

DESCRIPTION

The **UNITED Fire Systems Purge Vent Assembly - Model PVA** is a device to purge air from the interior of preaction and deluge sprinkler system piping, allowing a **NITROGEN-PAC™** sprinkler corrosion inhibiting system to replace the air with nitrogen. The purge vent assembly is connected to the sprinkler piping in the vicinity of the inspector's test connection. A float valve prevents the escape of water from the device in the event of opening of the sprinkler valve and filling of the piping with water. A fixed orifice regulates the amount of gas leaving the piping. The purge vent also serves as the connection point for an N₂ analyzer to assess the percent nitrogen in the pipe. A drain plug allows periodic draining of accumulated water.



GENERAL ARRANGEMENT – FIGURE 1



GENERAL ARRANGEMENT – FIGURE 2

TECHNICAL SPECIFICATIONS

Model	Orifice Diameter (inches)	Connection Point (Outlet) Type	N ₂ Measurement Method	Used With NITROGEN-PAC™ Model / Series	General Arrangement Figure	Installation Figure
PVA-2	0.016	Push-To-Connect For Sampling Tubing	TRUE ADVANCED PURGE™ (TAP) Device*	All	1	A
PVA-4	0.010	Quick-Connect, Female	Hand-held N ₂ Analyzer, Models NA-2** and NA-3***	All	2	B

* Refer to Data Sheet UFS-317B

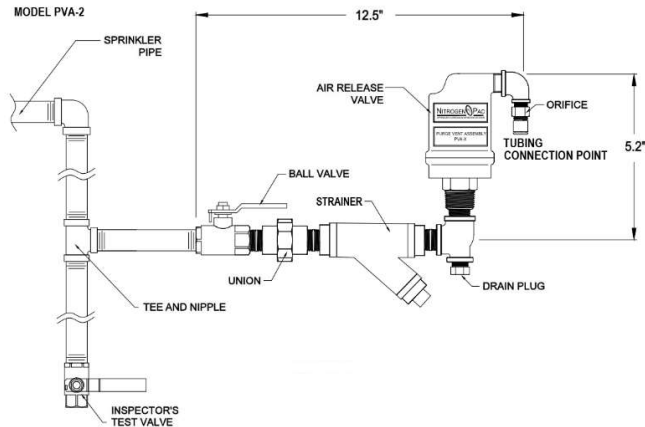
**Refer to Data Sheet UFS-316B

***Refer to Data Sheet UFS-316C

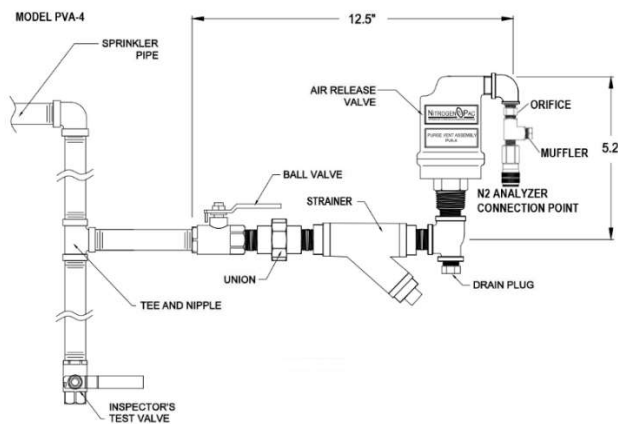
UNITED Fire Systems

Division of United Fire Protection Corporation
1 MARK ROAD
KENILWORTH, NJ 07033 USA
PHONE: 908-688-0300 FAX: 908-688-0218
www.unitedfiresystems.com

This literature is provided for informational purposes only. **UNITED Fire Systems** assumes no responsibility for the product's suitability for a particular application. The product must be properly applied to perform as intended. The information in this document is believed to be correct at the time of publication. **UNITED Fire Systems** reserves the right to add to, delete, or revise any information in this document without notice.

PURGE VENT ASSEMBLY – MODEL PVA

NOTES

1. For proper operation, install units upright as shown in installation figures
2. Units are factory-assembled – DO NOT disassemble.
3. Union may be used for proper orientation of unit at installation.
4. **Model PVA-4** is factory-equipped with exhaust muffler.
5. Units include ball valve, union, strainer, drain plug, float valve, orifice, and N₂ analyzer connection point.
6. All units – Inlet is 1/2 inch NPT female.

INSTALLATION – FIGURE A

INSTALLATION – FIGURE B
UNITED Fire Systems

Division of United Fire Protection Corporation
 1 MARK ROAD
 KENILWORTH, NJ 07033 USA
 PHONE: 908-688-0300 FAX: 908-688-0218
www.unitedfiresystems.com

This literature is provided for informational purposes only. **UNITED Fire Systems** assumes no responsibility for the product's suitability for a particular application. The product must be properly applied to perform as intended. The information in this document is believed to be correct at the time of publication. **UNITED Fire Systems** reserves the right to add to, delete, or revise any information in this document without notice.